

USER MANUAL

TABLE OF CONTENTS

1. WELCOME	pg. 3
• CONGRATULATIONS	
• FOR BEST PERFORMANCE	
• WARNINGS	
2. PRODUCT OVERVIEW	pg. 4
• BIO	
• KEY FEATURES	
• BASIC OPERATIONS	
• COMPATIBILITY	
3. WHAT'S IN THE BOX	pg.5
• BOX CONTENTS	
• 3.1 SAFETY COMPLIANCES	
• 3.2 WARRANTY	
4. INSTALLATION	pg. 6
• ANATOMY	
• INSTALL GUIDE	
• 4.1 PHYSICAL INSTALLATION	
• 4.2 REMOTE INSTALLATION	
• 4.3 VIRTUAL INSTALLATION	
5. STORAGE AND CHARGING	pg. 8
6. ACCESSORIES	pg. 9
• CUT-OUT COUPON	
7. FAQ	pg. 10
8. THANK YOU	pg. 11

WELCOME

Congratulations on purchasing Marcus, the MM-100 series portable work unit! You've made an excellent choice and we hope you will enjoy all its capabilities.

Our Marcus series of portable work units offer a rich set of functionality and superb quality at ultra-affordable price. They are fully compatible with the C+DE industry standard and can interoperate with many other C+DE compliant devices and software on the market.

This document is subject to change without notice.

The latest electronic version of this user manual can be downloaded from the official website: <https://marcusmichaels.com/user-manual>

FOR BEST PERFORMANCE:

- Marcus is very effective at working. Remove and cool down after every 4-8 hours.
- Empty Marcus at least once every 3 hours.
- Keep legs and arms free from obstruction and debris by inspecting and cleaning the unit regularly.



WARNINGS:

1. Remove and clean Marcus after every 12-24 hours.
2. Marcus contains living parts. Do NOT submerge, suffocate, ignite or spray Marcus with water. Clean with hot running water only.
3. Consult office maintenance for approved working methods.

PRODUCT OVERVIEW

Marcus is a next generation portable work unit based on industry standard C+DE (Creative + Development). Built on self-learning and forward-driving technology, Marcus features industry leading hybrid functionalities.

KEY FEATURES



Easy configuration



Hands free voice activation
and command controls

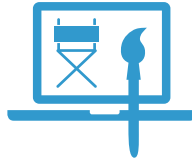


It's awesome!

BASIC OPERATIONS



Idea generation



Design



Development

COMPATIBLE WITH:

HTML, CSS, JAVASCRIPT, PHP (UPGRADES AVAILABLE)

SKETCH & ADOBE CREATIVE SUITE (PHOTOSHOP, ILLUSTRATOR, INDESIGN)

G-SUITE / MS OFFICE / iWORK

PREMIERE PRO & FINAL CUT PRO

PHOTOGRAPHY EQUIPMENT (STILL IMAGES & VIDEO)

THE INTERNET

WHAT'S IN THE BOX?

The Marcus MM-100 series portable work unit package contains:

1. Multiple certifications

- a) Advertising: Creative BA Hons. 2:1
- b) Graphic Design BTEC National Diploma
- c) Combating Bribery in Business
- d) Sushi Class: Level 1
- e) Ware Town Appreciation Award

2. One universal power adaptor

3. One USB storage device

4. One telecommunications device (for remote access)

3.1 SAFETY COMPLIANCES:

Marcus is compliant with various safety standards including FCC/CE. Its power adaptor is compliant with mainstream and independent pizza suppliers.

The work unit should only operate with the universal power adaptor provided with the package. Damages to Marcus caused by using other unsupported power adaptors would not be covered by the manufacturer's warranty.

3.2 WARRANTY:

Marcus Distributions has a reseller agreement with our reseller customer. End user should contact the company from whom you purchased the product for replacement, repair or refund.

If you purchased the product directly from Marcus Distributions, contact Marcus Distributions Sales and Service Representative for an RMA (Return Marcus Authorisation) number.

Marcus Distributions reserves the right to remedy any warranty policy without prior notification.

WARNING:

Please do not attempt to use a different power adaptor for unregulated power sources. Using unregulated power sources such as salad may cause a significant loss in work unit's mass and will void manufacturer warranty.

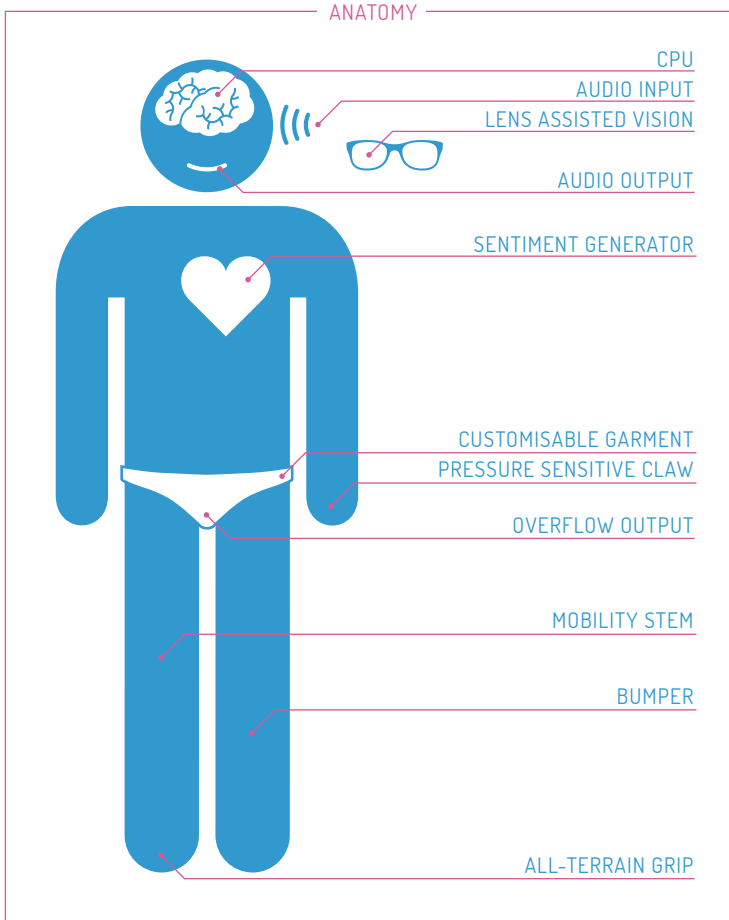
CAUTION:

Changes or modifications to this product not expressly approved by Marcus Distributions, or operation of this product in any way other than as detailed by this User Manual, could void your manufacturer warranty.

INSTALLATION

MM-100 series portable work units are designed to look and feel like standard portable work units.

The following diagram illustrates the anatomy of a Marcus work unit and the use of its key components.



PLEASE NOTE:

Installation takes approximately one month from activation. Please contact your designated installation technician for an accurate installation date.

INSTALLATION

INSTALL GUIDE

There are three ways to install and configure a Marcus:

4.1 PHYSICAL INSTALLATION:

If physical installation is required, please email your contact information and any other details to hello@marcusmichaels.com and the next available technician will be in touch with you shortly.

4.2 REMOTE INSTALLATION:

If remote installation is required, you can establish a real-time link with the unit by typing its Unique Connection Number into your telecommunication device.

UCN: +44 (0) 7917 133 477

4.3 VIRTUAL INSTALLATION:

If virtual installation is required, access the unit via the internet is as follows:

Instagram: [@marcusmichaels](https://www.instagram.com/marcusmichaels)

LinkedIn: <https://linkedin.com/in/marcusmichaels>

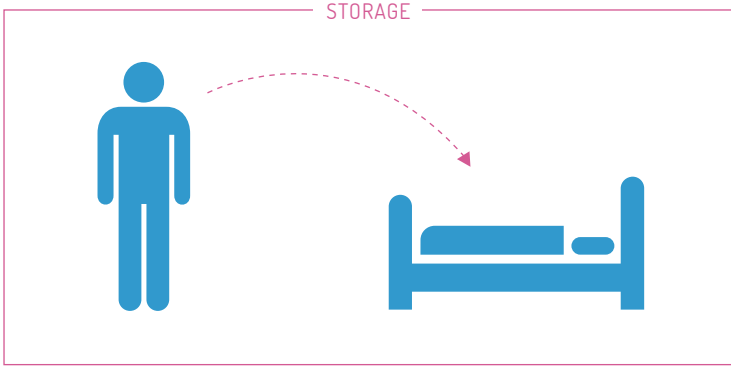
Direct: hello@marcusmichaels.com

If further information is needed to install or configure unit, documentation can be found at <https://marcusmichaels.com/user-manual>

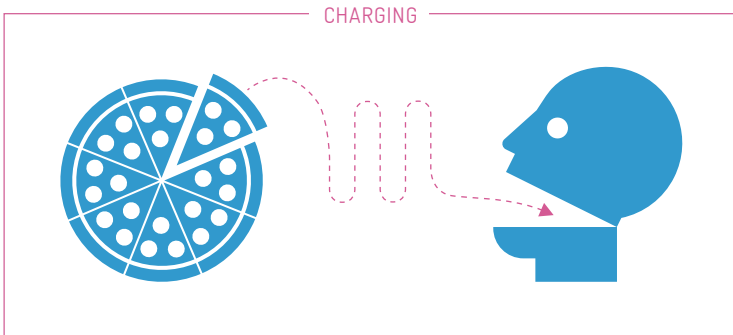
STORAGE AND CHARGING

Marcus is powered by the same Biosystem Energy Cell (BsEC) rechargeable batteries that are found in all the MM-100 series portable work units. These batteries will last for thousands of cycles before a replacement is necessary.

The unit comes supplied with a storage dock (see below). Store unit horizontally in the dock for a minimum of 5 hours after intensive use.



Marcus will take less than 1 hour to recharge at any appointed fuelling station. Fuelling stations can be found locally. Recharge as outlined below:




⚠ WARNING:

Marcus has various open ports. Please **ONLY** use the input port located at the top of the unit for recharging. All other ports are for output only and should in no circumstances be filled. Failure to keep ports clear of obstruction could void your warranty.

ACCESSORIES

Marcus is easily customised with a range of accessories.

Below is a selection of compatible, third-party products that may be used:



25% OFF

THIRD PARTY ACCESSORIES
WITH THIS COUPON

X1337F



Offer never expires at participating Marcus Distribution stores.
Not valid with any other offer. Only one coupon per visit.
Not to used with any other coupons.

FAQ

IS THE MM-100 SERIES PORTABLE WORK UNIT FUTURE PROOF?

Yes. Marcus is self upgradeable, meaning it's constantly learning new software, hardware and even coding and programming languages.

CAN I INSTALL SPECIFIC UPGRADES?

Yes. Upgrades can be installed pro re nata. If a required upgrade is not currently installed, please contact hello@marcusmichaels.com.

CAN I MODIFY AND/OR REPAIR THE UNIT MYSELF?

DO NOT attempt to deconstruct or disassemble the unit.

If Marcus is in need of repair, please consult a qualified technician.

DO YOU OFFER SUPPORT FOR THE WORK UNIT?

Yes. The work unit comes supplied with its own undergarments.

WHERE CAN I FIND MORE INFORMATION?

More information can be found on the Marcus Distributions website:
<https://marcusmichaels.com>

THANK YOU

Thank you again for your interest in Marcus, the MM-100 series portable work unit.

